

State Trunk Highway 11
Walworth Street
(66' Wide)

Plat of Survey

of

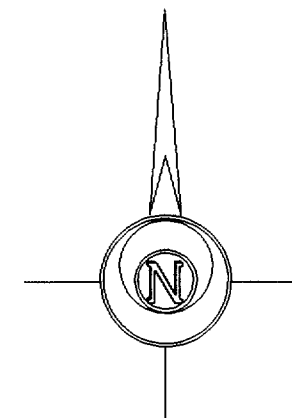
Lots 21 and 22 of Alder Subdivision,
located in the Northwest 1/4 of Section 1, Town 2 North,
Range 16 East, City of Elkhorn, Walworth County, Wisconsin.

Surveyed for: **Alder Farms, LLC.**
418 Devendorf Street
Elkhorn, Wisconsin. 53121


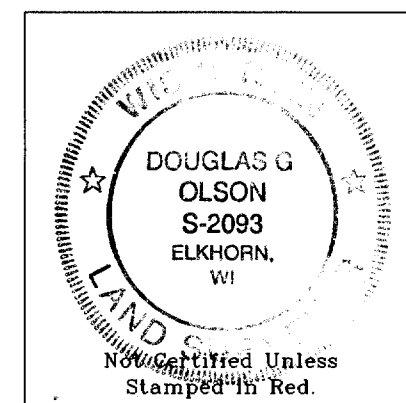
Lot 1
C.S.M. 960

Lot 21
0.786 Acre
34,258 Sq.Ft.

Lot 22
0.732 Acre
31,899 Sq.Ft.



Bearings reference to the
plat of Alder Subdivision.



- Notes: 1) This survey plat is not certified unless signed and sealed in red ink.
- 2) This survey is subject to Wisconsin lien laws. This Plat of Survey is the notice of intent to file lien. Lien waiver required.

Copyright © 2002 by Jensen & Olson Land Surveying, LLC.

All rights reserved. No part of this survey plat may be reproduced or transmitted in any form by any means - graphic, electronic, or mechanical, including photocopying, tracing, or information storage and retrieval systems - without permission in writing from Douglas G. Olson, Jensen & Olson Land Surveying, LLC.

I hereby certify that I have surveyed the above described property and the map hereon is correct to the best of my professional knowledge and belief and shows the size and location of the property, its exterior boundaries, the location and dimensions of all visible structures thereon, boundary fences, apparent easements and roadways and visible encroachments, if any.

This survey is made for the exclusive use of the present owners of property, and also those who purchase, mortgage or guarantee title thereto, within one year from the date hereof.

Douglas G. Olson
Wisconsin Registered Land Surveyor - 2093

Sheet 1 of 1 Sheets

Job Reference Number
2002.057

Legend

- Found Iron Pipe
- Found Iron Rod
- Recorded Information
- Utility Pole
- Utility Pedestal
- Concrete Surface
- Asphalt Surface

Jensen & Olson Land Surveying, LLC

45 South Wisconsin Street P.O. Box 322
Elkhorn, Wisconsin. 53121
Telephone (262) 723-3434
Facsimile (262) 723-8044

Scale in Feet

1" = 30'

0' 15' 30' 60'

Survey Date: April 23, 2002.

Revisions:

2002.057

YALD-22

YALD-21

LC 342-1

4-1508